

## Convenient access, easy print drum swap

The large slide-out front panel gives convenient access for both swapping the print drum or in the rare event of a paper jam. As part of RISO's "clean hands" policy, the print drum pulls out like a drawer allowing anybody to quickly and easily remove and replace it with one of a different color.

## Easy ink and master setting

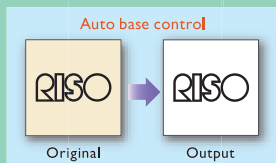
Setting ink and masters is little more than a one-touch operation: simply insert the ink bottle and twist into place, or replace the master roll, close the lever and insert the master sheet into the feed area.

## Disposal box

The disposal box holds up to thirty used masters, ready for you to throw them away whenever it's convenient.

## Auto base control

Auto base control automatically compensates for newspaper originals or originals made on recycled paper, removing the background greyness so your output always has a clear, white background.



## 300dpi printing

300dpi x 300dpi scanning and printing gives beautiful results with even small letters clear and legible.



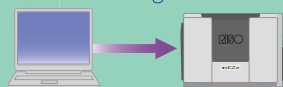
## Intuitive operation

Dedicated buttons, divided into primary and secondary control areas, give intuitive, no-miss operation.



## Simple connectivity

Single cable-connection makes it quick and easy to connect the CZ180 to your PC. This lets you send data directly from your computer to the printer, eliminating the intermediate scanning step. An optional network card lets you add the printer to your network.



## 5 color variations

It's quick and easy to swap out the print drum, and the CZ180 offers you a choice of five colors to select from to best match your print job.



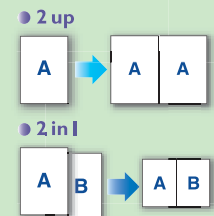
## Line / photo / duo / pencil

Four scanning modes to best suit your original. Line is for text-only documents, photo is optimized for photos or illustrations, duo gives the best results with documents that are a mix of photos and text, while pencil is for illustrations drawn in pencil.



## 2 up / 2 in 1 printing

2 up lets you print two copies of a single original side-by-side on one sheet of paper, while 2 in 1 lets you print two different originals side-by-side on a single sheet.



## Program print

Six memories work with the ADF to let you set up program printing. For example, you could be printing tests for three different classes, with 25 students in the first class, 20 in the second and 15 in the third. Simply set up the program, place the three original tests in the ADF and press print—you'll get your desired number of each individual test, automatically.

## Enlargement / reduction

Enlarge or reduce your original as you require. Choose from 141%, 122% and 116% for enlargement or 71%, 82%, 87% and 94% for reduction.

## RISO iQualitySystem™



The RISO iQuality System offers a large number of quality and convenience benefits. Among them are:

- Automatic assurance of optimum print quality.
- Prevention of operator error.
- Warning of shortages in remaining ink / master volume.
- Minimized paper waste.

The RISO iQuality mark indicates a RISO product compatible with the RISO iQuality System.

